

# Wireless AV

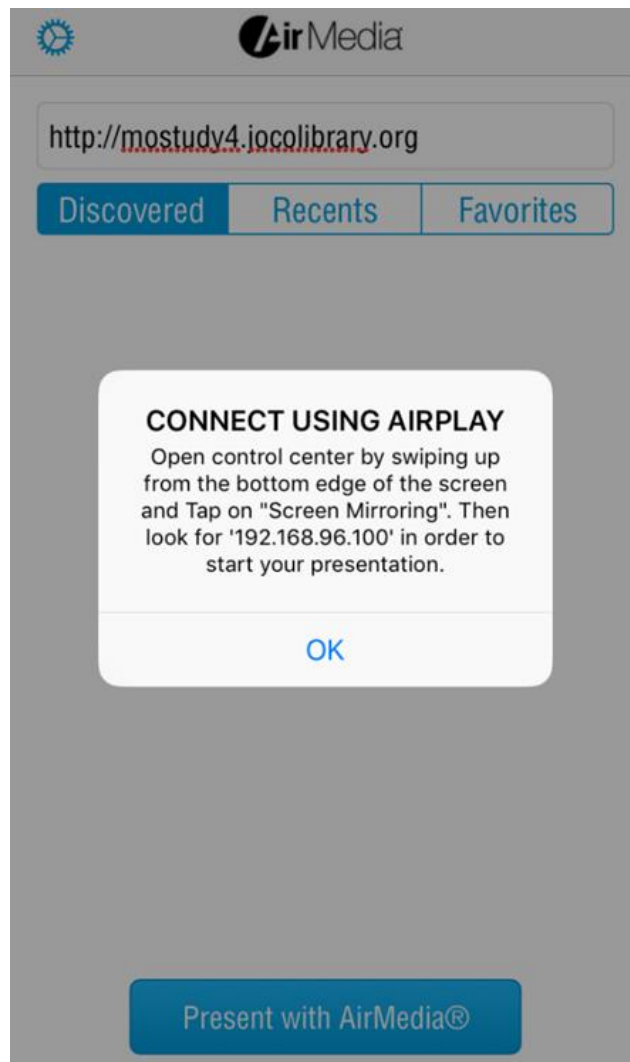
## Connecting an iPhone/iPad

Connect to the JoCoPublicWireless wireless network and accept the Internet Use Agreement.

Open the Crestron AirMedia app on your Apple device. (If you don't already have it, download it from the Play Store. It's free.)



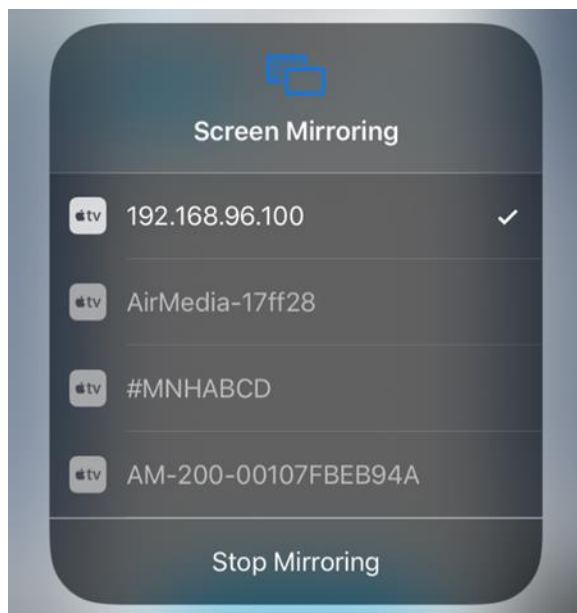
In the URL bar, type the website shown on the bottom left of the wall display. Then, click on the Present with AirMedia button at the bottom of your screen. A popup message will appear telling you to access Screen Mirroring and choose the listed IP address.



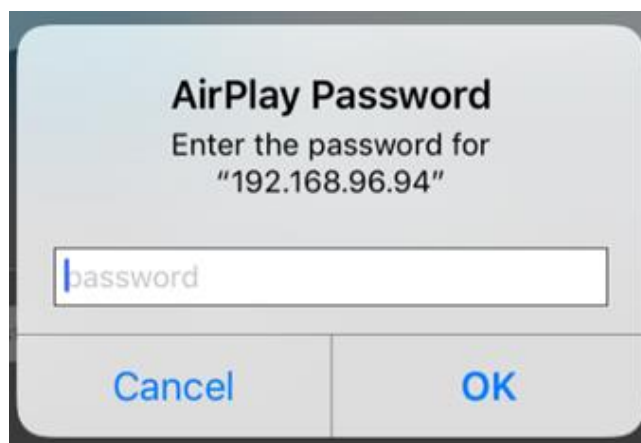
Depending on the device, swipe up from the bottom or down from the top to open the Control Center. Tap Screen Mirroring.



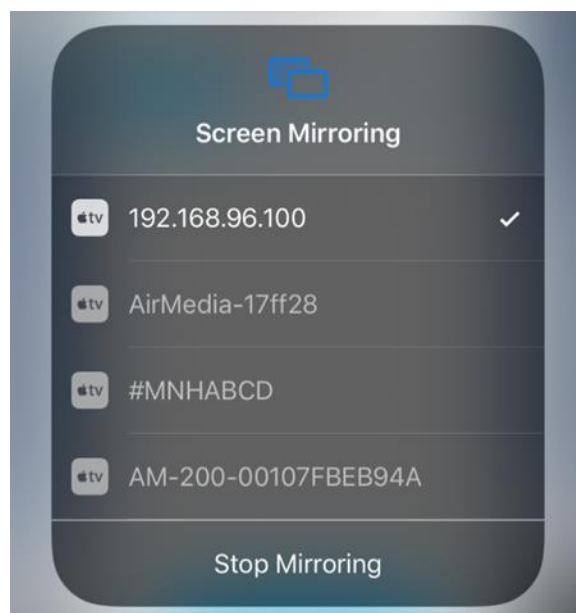
In the Screen Mirroring window, choose the IP address that AirMedia suggested.



Enter the 4-digit code found on the wall display in the bottom left corner.



To stop mirroring, return to this Screen Mirroring menu and click the Stop Mirroring at the bottom.



Often, the IP address only appears briefly on the Screen Mirroring menu and you miss your chance to choose it. Return to the AirMedia app and tap the Recents tab. Tap the option for the Wall Display URL you're trying to connect to. Repeat the process until you connect.

