


Wireless AV

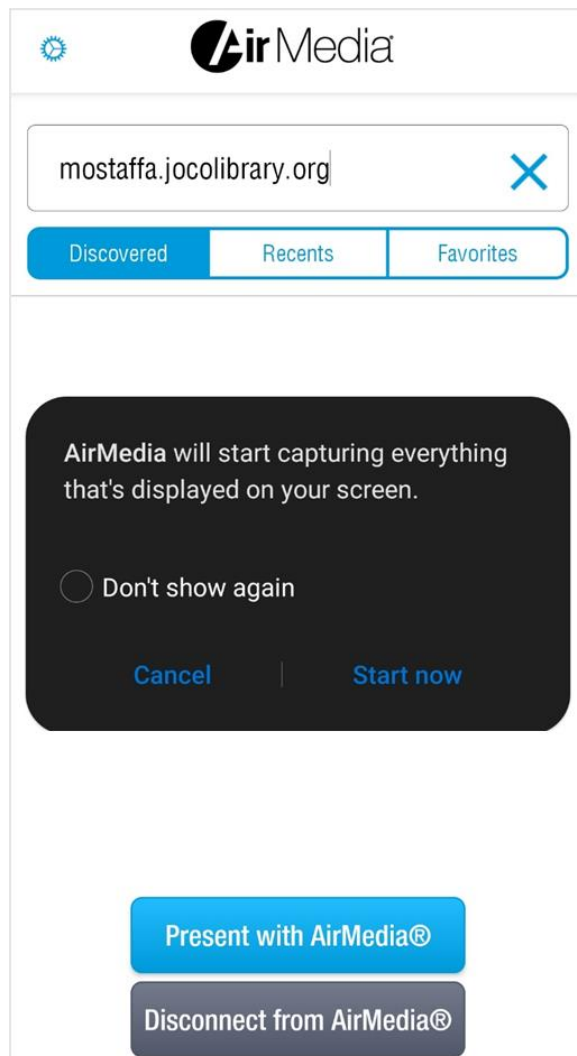
Connecting an Android Phone/Tablet

Connect to the JoCoPublicWireless wireless network and accept the Internet Use Agreement.

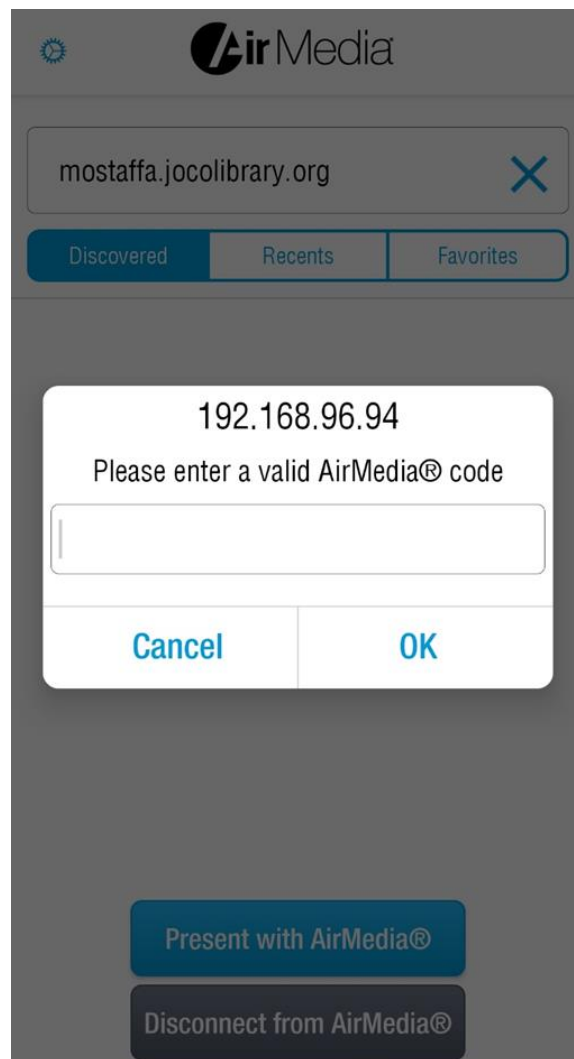
Open the Crestron AirMedia app on your Android device. (If you don't already have it, download it from the Play Store. It's free.)



In the URL bar, type in the website shown on the bottom left of the wall display. Then, click on the Present with AirMedia button at the bottom of your screen. A popup message will appear. Tap Start Now.



Enter the 4-digit code found on the wall display in the bottom left corner.



To pause your connection, tap Stop Presentation with AirMedia. To close the connection, use Disconnect from AirMedia.

