


Wireless AV

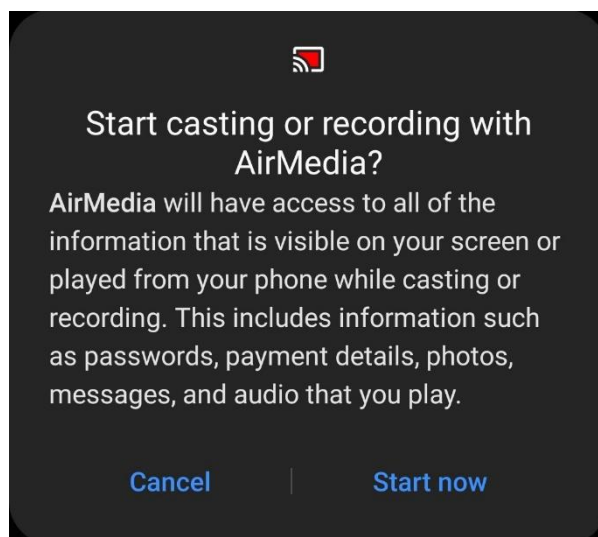
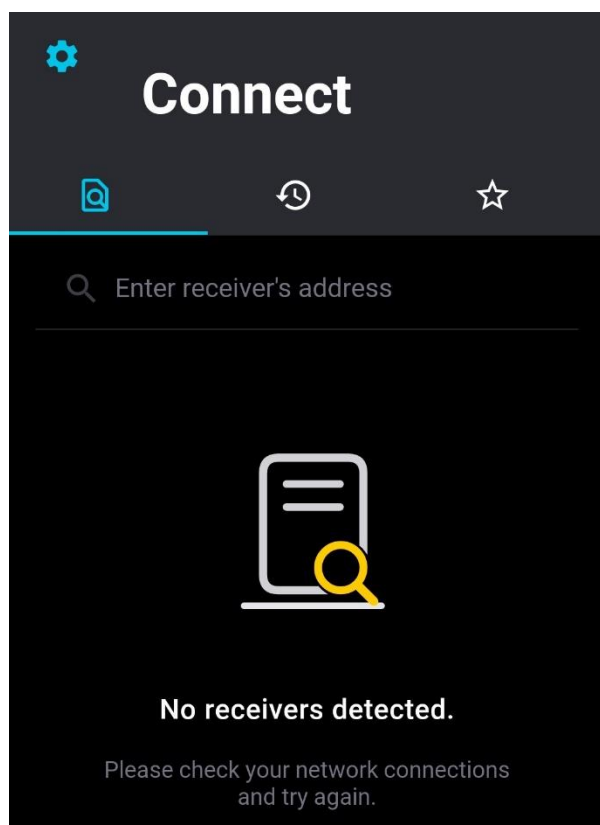
Connecting an Android Phone/Tablet

Connect to JoCoLibrary Public Wireless and accept the Internet Use Agreement.

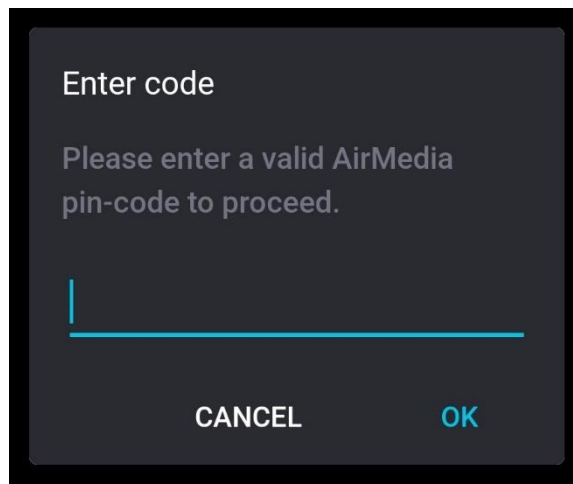
Open the Crestron AirMedia app on your Android device. (If you don't already have it, download it from the Play Store. It's free.)



Enter the website shown in the bottom left of the wall display as the receiver's address. A popup message will appear. Tap Start Now.



Enter the 4-digit code found in the bottom left corner of the wall display.



Enter code

Please enter a valid AirMedia pin-code to proceed.

CANCEL OK

A dark gray dialog box with a black border. At the top, it says "Enter code". Below that, in smaller text, "Please enter a valid AirMedia pin-code to proceed." There is a light blue horizontal line for text entry, with a vertical blue cursor on the left. At the bottom, there are two buttons: "CANCEL" in white and "OK" in light blue.

To pause your connection, tap Dock. To close the connection, use Disconnect.

